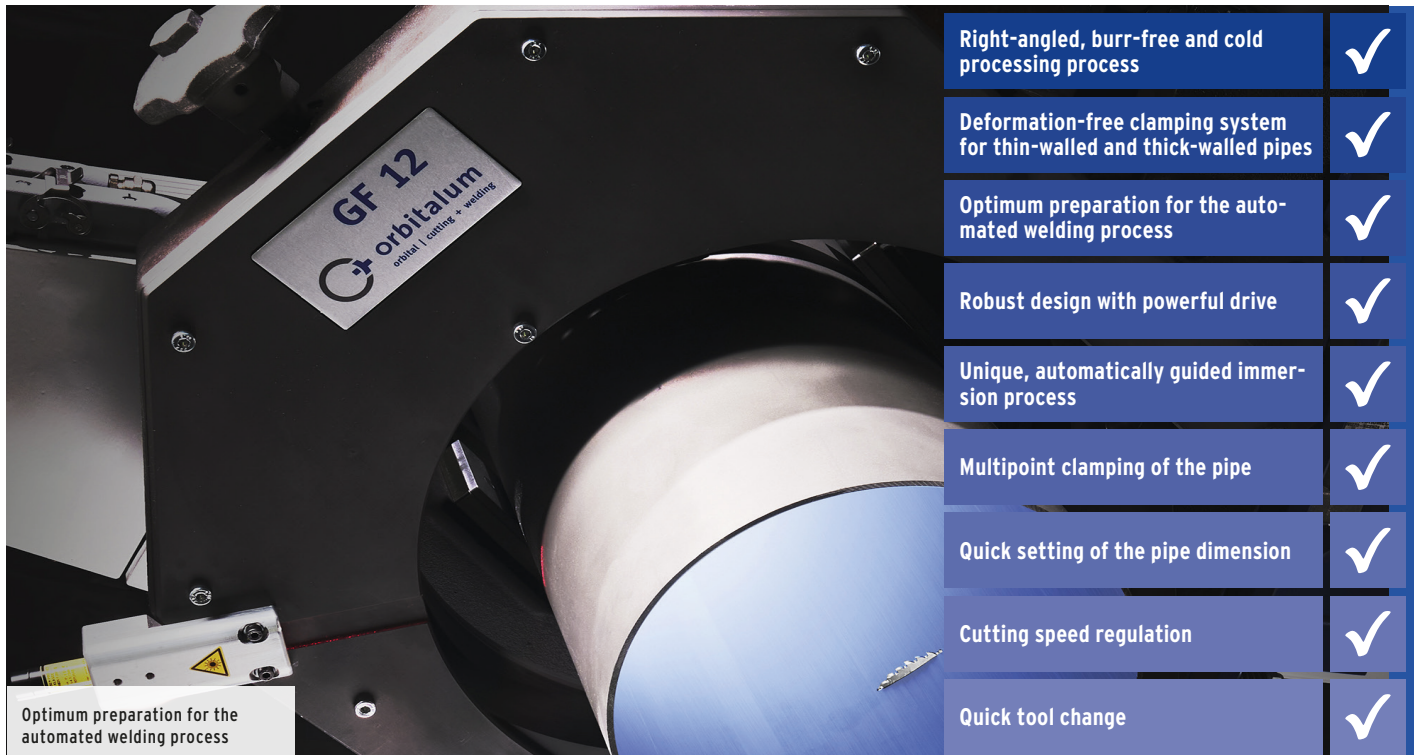


# GF 8, GF 12 (AVM/MVM)

## Pipe cutting and beveling machines

Cost effective pipe processing with top technology by Orbitalum Tools!

Cutting and beveling in seconds of pipes made of high-alloyed steel (special steel), low-alloyed and unalloyed steel, cast materials, plastics and non-ferrous metals according to the procedure of the "planetary cutting".



**"Increased safety through standing pipe - rotating tool". The tried-and-tested procedure of "planetary cutting" is an important feature which is characteristic for ORBITALUM pipe saws.** The saw blade immerses into the cut and is guided orbitally around the pipe. The advantage of this is that a small saw blade allows cutting a large pipe diameter without heating up the pipe.

**Innovative clamping principle through multipoint clamping of the pipe:** Deformation-free clamping allows pipes to be cut easily and quickly material-dependently with a wall thickness of 2 up to 10 mm (0.079" - 0.394"). You can machine all high-alloyed, unalloyed and low-alloyed steels, aluminum, copper, brass, annealed cast pipe, general structural steel, black and galvanized steel pipe and plastic. Optionally the user, apart from pure manual actuation, has the choice between a manual (MVM) and an automatic (AVM) feeding module.

The latter optimizes the cutting result, increases the service life of the tools, and reduces physical strain for the operator. The result: maximum reliability and productivity.

### ADDITIONAL ADVANTAGES:

- Optionally with feeding module AVM or MVM for automatic or mechanized separation cut, thus lower physical strain for the operator.
- Optimum tool action at only one point of the pipe respectively.
- Optimized speed control (40-215 rpm), ideal for cutting high-performance materials (Hastelloy®, P91, etc.)
- Ergonomically designed motor handle, therefore safe operator position
- Separate cutting in seconds
- Beveling of pipe ends during the cutting process or separately
- Increased productivity
- Increased service life of the tools
- More corrosion protection through stainless


- steel clamping jaw attachments (included)
- Cable incl. plug connection with a quick-disconnect coupler for easy and quick replacement of power cables

### FEED VARIANTS:

Pipe cutting and beveling machine with **automated feeding module AVM\***: The intelligent control of the AVM continuously monitors the feed force as a function of the required output. After completion of the cutting process the AVM switches off automatically. An inadvertent startup is prevented by a restart inhibitor. Pipe cutting and beveling machines **with manual feeding module MVM\***: An add-on module at the machine makes it easier to machine pipes through a manually operated handwheel. This ensures that the machine head rotates easily around the pipe user-friendly with little effort and constant feed.




Optional with feeding module AVM or MVM



Feeding module MVM



Optimized speed range through new motor



Planetary cutting principle

APPLICATION AREA		GF 8	GF 8 AVM*	GF 8 MVM*	GF 12	GF 12 AVM*	GF 12 MVM*
Code	[230 V] [120 V]	790 045 095 790 045 096	790 045 001 790 045 007	790 045 069 790 045 082	790 047 095 790 047 096	790 047 001 790 047 007	790 047 069 790 047 082
Pipe OD	[mm] [inch]	114 - 230 4,488 - 9,055	114 - 230 4,488 - 9,055	114 - 230 4,488 - 9,055	157 - 325 6,181 - 12,795	157 - 325 6,181 - 12,795	157 - 325 6,181 - 12,795
Wall-thickness depending on material	[mm] [inch]	2 - 10 0,079 - 0,394	2 - 10 0,079 - 0,394	2 - 10 0,079 - 0,394	2 - 10 0,079 - 0,394	2 - 10 0,079 - 0,394	2 - 10 0,079 - 0,394
Pipe ID min. (saw blade Ø 63 mm)	[mm]	137	137	137	190	190	190
Pipe ID min. (saw blade Ø 2.480")	[inch]	5.394	5.394	5.394	7.480	7.480	7.480
Pipe ID min. (saw blade Ø 68 mm)	[mm]	132	132	132	185	185	185
Pipe ID min. (saw blade Ø 2.677")	[inch]	5.197	5.197	5.197	7.283	7.283	7.283
Pipe ID min. (saw blade Ø 80 mm)	[mm]	120	120	120	173	173	173
Pipe ID min. (saw blade Ø 3.150")	[inch]	4.724	4.724	4.724	6.811	6.811	6.811
Pipe ID min. (saw blade Ø 100 mm)	[mm]	100	100	100	153	153	153
Pipe ID min. (saw blade Ø 3.937")	[inch]	3.937	3.937	3.937	6.024	6.024	6.024
Materials		Special steel (any Cr- and Mo-content); special steel stainless (any Cr- and Mo-content); special steel (Cr < 12% and Mo < 2.5%; Cr < 20% and Mo = 0%); Case hardening steels, high-speed steels, heat-treated steels, rolling bearing steels, tool steels; black and galvanized steel pipe; general structural steel; annealed cast pipe (GGG); aluminum; brass; copper; plastic (PE, PP, PVDE, PVC)					
TECHNICAL SPECIFICATIONS		GF 8	GF 8 AVM*	GF 8 MVM*	GF 12	GF 12 AVM*	GF 12 MVM*
Power	[kW] [hp]	1.8 2.41	1.9 2.54	1.8 2.41	1.8 2.41	1.9 2.54	1.8 2.41
Power AVM	[kW] [hp]	-	0.05 0.07	-	-	0.05 0.07	-
Built-in electronic speed regulation with speed stabilization	[rpm]	40 - 215	40 - 215	40 - 215	40 - 215	40 - 215	40 - 215
Rotary speed machine head with AVM	[rpm]	-	0.1 - 2.3	-	-	0.1 - 1.8	-
Torque machine head max. with AVM	[Nm]	-	165	-	-	210	-
Protection class	[Class]	II (DIN EN 60745-1)	I (DIN EN 60204-1)	II (DIN EN 60745-1)	II (DIN EN 60745-1)	I (DIN EN 60204-1)	II (DIN EN 60745-1)
Sound pressure level at the workplace approx.	[dB (A)]	79	79	79	79	79	79
Vibration level (according to DIN EN 28662, Part 1)	[m/s <sup>2</sup> ]	< 2.5	< 2.5	< 2.5	< 2.5	< 2.5	< 2.5
Mains fuse on site	[A]	16	16	16	16	16	16
Dimensions (LxDxH)	[mm] [inch]	778 x 430 x 485 30.6 x 16.9 x 19.1	918 x 430 x 485 36.1 x 16.9 x 19.1	788 x 430 x 485 31.0 x 16.1 x 19.1	940 x 374 x 592 37.0 x 14.7 x 23.3	1,070 x 374 x 592 42.1 x 14.7 x 23.3	1,090 x 374 x 592 42.9 x 14.7 x 23.3
Machine weight approx.**	[kg] [lbs]	102.5 225.9	110.0 242.5	104.6 230.6	138.6 305.6	146.1 322.1	140.7 310.2
Versions (single-phase alternating current)	[V, Hz]	230 V, 50/60 Hz 120 V, 50/60 Hz	230 V, 50/60 Hz 120 V, 50/60 Hz	230 V, 50/60 Hz 120 V, 50/60 Hz	230 V, 50/60 Hz 120 V, 50/60 Hz	230 V, 50/60 Hz 120 V, 50/60 Hz	230 V, 50/60 Hz 120 V, 50/60 Hz
SCOPE OF DELIVERY		GF 8	GF 8 AVM*	GF 8 MVM*	GF 12	GF 12 AVM*	GF 12 MVM*
Pipe cutting and beveling machine	PCS.	1	1	1	1	1	1
Transportation case	PCS.	1	1	1	1	1	1
Saw blade (Code 790 043 018)	PCS.	1	1	1	1	1	1
Mounting plate	PCS.	1	1	1	1	1	1
Line laser with fastening screws and 10 button cells 1.5 V (Code 790 142 124)	PCS.	1	1	1	1	1	1
Tool key set	Set	1	1	1	1	1	1
Saw blade lubricant GF TOP (Code 790 060 228)	Tube	1	1	1	1	1	1
Special gear oil (Code 790 041 030)	Bottle	1	1	1	1	1	1
Operating instructions with spare part list	Set	1	1	1	1	1	1

Technical specifications are non-binding. They do not constitute any assurance of properties. We reserve the right to make changes.

\* The automatic or manual feeding module AVM/MVM is already mounted on the pipe saw on delivery.

\*\* Weight without packaging and accessories.



GF 8

GF 8 AVM

GF 8 MVM

GF 12

GF 12 AVM

GF 12 MVM

## Pipe cutting and beveling machines

### GF 8, GF 12 (AVM/MVM)

Properties, application area, technical specifications and delivery scope, see from page 13.

ITEM	VERSION	CODE	MACHINE WEIGHT KG	SHIPPING WEIGHT KG
GF 8	230 V, 50/60 Hz EU	790 045 095	102.500	149.000
GF 8	120 V, 50/60 Hz EU/US	790 045 096	102.500	149.000
GF 8 AVM	230 V, 50/60 Hz EU	790 045 001	110.000	165.000
GF 8 AVM	120 V, 50/60 Hz EU/US	790 045 007	110.000	165.000
GF 8 MVM	230 V, 50/60 Hz EU	790 045 069	103.000	153.000
GF 8 MVM	120 V, 50/60 Hz EU/US	790 045 082	103.000	153.000
GF 12	230 V, 50/60 Hz EU	790 047 095	138.600	177.000
GF 12	120 V, 50/60 Hz EU/US	790 047 096	138.600	177.000
GF 12 AVM	230 V, 50/60 Hz EU	790 047 001	146.000	205.000
GF 12 AVM	120 V, 50/60 Hz EU/US	790 047 007	146.000	205.000
GF 12 MVM	230 V, 50/60 Hz EU	790 047 069	140.700	200.000
GF 12 MVM	120 V, 50/60 Hz EU/US	790 047 082	140.700	200.000



GF 8, GF 12



GF 8 AVM, GF 12 AVM



GF 8 MVM, GF 12 MVM