

BAC - LINE BORING MACHINES

EXCLUSIVE ADVANTAGES

Extra long spindle travel can eliminate interruptions for reposition the tooling. The BAC series has more spindle travel than any of the other boring machines.

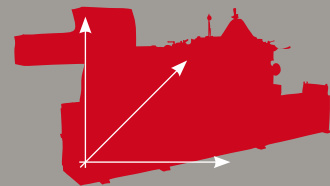
- chrome-plated boring bars resist galling and corrosion.
- big 1,5 KW drive motor for rapid stock removal.
- rapid manual feed cuts setup and boring time.
- infinitely adjustable feeds and speeds give precise finish control.
- tool holding collars are standard sizes to simplify tool setting.
- boring tool feed system gives a superior finish overall.
- wear compensators on support bushings guarantee proper tolerances.
- fully lubricated, mechanical bar feed assures long life.



	BAC1500	BAC2000	BAC2500
WORKING CAPACITY			
Max length of block	1500 mm	2000 mm	2500 mm
Min e max boring diameter	23-200 mm	23-200 mm	23-200 mm
Maximum spindle travel	400+120 mm	400+120 mm	400+120 mm
GEOMETRIC FEATURES			
Min distance from bed to centerline	450 mm	450 mm	650 mm
Max distance from bed to centerline	650 mm	650 mm	850 mm
SPEEDS AND FEEDS			
Variable spindle speed	100-600 mm/min	100-600 mm/min	100-600 mm/min
Continuous automatic feed	0-80 mm/min	0-80 mm/min	0-80 mm/min
MOTOR RATINGS			
Spindle motor power	1.5 KW	1.5 KW	1.5 KW
Feed motor power	75 W	75 W	75 W

AZ spa | MACHINE TOOLS

SPECIFICATIONS >>>



	BAC1500	BAC2000	BAC2500
Length x width x height	3160x830x1450 mm	4000x980x1700 mm	4500x980x1700 mm
Weights without packing	1300kg	1400 kg	1550 kg

DIMENSIONS AND WEIGHTS >>>



WWW.AZSPA.IT

AZ spa | Viale dell'Electronica, 20 36016 THIENE (VI) | ITALY | tel. +39 0445 575543 | fax +39 0445 575756 | email: info@azspa.it | www.azspa.it

Subject to change, as of JULY 2010




BAC - LINE BORING MACHINES



AZ spa | MACHINE TOOLS

BAC1500
BAC2000
BAC2500



THE BAC SERIES

The BAC series of line boring machines delivers superior accuracy and reliability for successful line boring of main and camshaft bearings.

- the base castings are exceptionally heavy to eliminate any possibility of deflection, and the drive shaft is particularly sturdy and has an exceptional working force.
- the low voltage electrical system is designed as per the latest safety standards.
- the lubrication system is very simple and rational.
- the manual working feed has a quick or micrometric control and the automatic working feed has variable speed in both directions.
- the boring bar holder supports are adjustable vertically and horizontally
- holding fixtures deliver superior performance and are designed to minimize the chances of errors in set-up.
- all controls are easy to understand and to use. They are placed in a convenient position, allowing the operator easy access when standing near the workpiece.



AZ spa | MACHINE TOOLS **BAC/4**



AZ spa | MACHINE TOOLS

BAC/4


BAC1500
BAC2000
BAC2500



AZ711 AZ714 AZ717 AZ833

Device for the 360° rotation of the spindle head.

EQUIPMENTS >>> BORING EQUIPMENT



STANDARD

- Low voltage electric control 24 V
- Pair of arch supports with no. 2 dial gauges
- Bridge support for boring bar
- Toe clamp assembly (4 pieces)
- Bridge support for alignment with dial gauge
- Tool setting device with instrument (AZ706)
- Engine block clamping device with bar
- Pair of parallel supports H. 230x600 mm.
- Pair of parallel supports H. 100x600 mm.
- Pair of parallel supports H. 145x400 mm.
- Operating manual
- Service Tools

RECOMMENDED

- AZ552 Equipment for boring from 28 to 55 mm with 26X1300 mm dia. chromed bar
- AZ554 Equipment for boring from 40 to 100 mm. diameter with 38x1950 mm. chromed bar
- AZ556 Equipment for boring from 90 to 200 mm with 50x2800 mm.dia. chromed bar
- AZ711 Inner gauge for bushing from 35 to 105 mm diameter with dial gauge

OPTIONAL

- AZ551 Equipment for boring from 22 to 55 mm. dia. with 22x1300 mm. dia. chromed bar
- AZ553 Equipment for boring from 32 to 60 mm. dia. with 30x1600 mm. dia. chromed bar
- AZ555 Equipment for boring from 50 to 150 mm diameter with 45x2100mm chromed bar
- AZ557 Equipment for boring from 100 to 200 mm. dia. with 60x3100 mm. dia. chromed bar
- AZ714 Inner gauge from 100 to 220 mm with dial gauge
- AZ717 Facing device to be applied to bar 45mm
- AZ833 Grinder for tools complete with sharpening support
- AZ862 Distance control device



Part number	AZ555	AZ556	AZ557	AZ551	AZ552	AZ553	AZ554	
Boring Range, in (mm)	from 50 to 150	from 90 to 200	from 100 to 200	from 23 to 50 mm	from 28 to 50	from 32 to 60	from 40 to 100	
Boring bar (mm)	dia. 45 lgth. 2100	dia. 50 lgth. 2800	dia. 60 lgth. 3000	dia. 22 lgth.1300	dia. 25 lgth. 1300	dia. 30 lgth. 1600	dia. 38 lgth. 1950	
Bearing support (mm)	2	2	2	2	2	2	2	
Bearings (mm)	2	2	2	2	2	2	2	
Centering cones (mm)	2	2	2	2	2	2	2	
Steady rest bracket (mm)	1	1	1	1	1	1	1	
Boring tools, in (mm)	dia. 8 lgth. 12 dia. 8 lgth. 15 dia. 8 lgth. 22 dia. 8 lgth. 27 dia. 8 lgth. 30 DX dia. 8 lgth. 43 SX dia. 8 lgth. 43 DX dia. 8 lgth. 53 SX dia. 8 lgth. 53	dia. 8 lgth. 27 dia. 8 lgth. 30 dia. 10 lgth. 32 DX dia. 10 lgth. 45 SX dia. 10 lgth. 45 SX dia. 10 lgth. 45	dia. 8 lgth. 27 dia. 10 lgth. 32 DX dia. 10 lgth. 45 SX dia. 10 lgth. 45	DX dia. 7 lgth. 2; SX dia. 7 lgth. 22 DX dia. 7 lgth. 3; SX dia. 7 lgth. 33	DX dia. 7 lgth. 2; SX dia. 7 lgth. 22 DX dia. 7 lgth. 3; SX dia. 7 lgth. 33	DX dia. 7 lgth. 22 SX dia. 7 lgth. 22 DX dia. 7 lgth. 33 SX dia. 7 lgth. 33	DX dia. 7 lgth. 22 SX dia. 7 lgth. 22 DX dia. 7 lgth. 33 SX dia. 7 lgth. 33 dia. 8 lgth. 12	DX dia. 7 lgth. 22 SX dia. 7 lgth. 22 DX dia. 7 lgth. 33 SX dia. 7 lgth. 33 dia. 8 lgth. 12
Chamfering tools, in (mm)	dia. 8 lgth. 63			dia. 7 lgth. 48	dia. 7 lgth. 48	dia. 7 lgth. 48	dia. 7 lgth. 48	
Boring heads, in (mm)	dia. 65 dia. 75 dia. 100 dia. 120	dia. 90 dia. 120 dia. 150	dia. 100 dia. 130 dia. 160	-	-	dia. 50	dia. 65	